

T105-AES

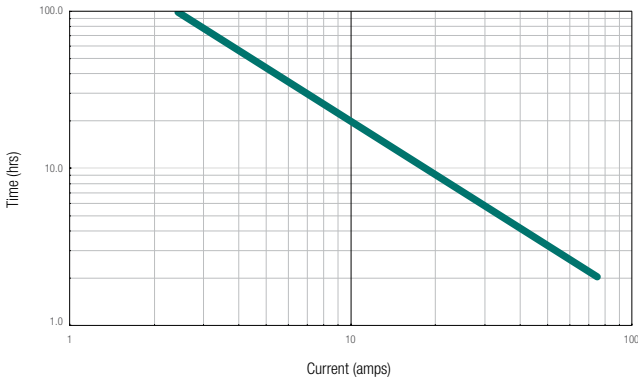


Trojan monoblock AGM-AES är ett ventilreglerat blybatteri med elektrolyten bunden i separatorerna. Ingen vattenpåfyllning, inget syraläckage och lägesoberoende. Trojan monoblock AGM-AES används när det ställs mycket höga krav på cyklings- och djupurladdningstålighet. Batteriet är återvinningsbart. Typiska användningsområden är: Städmaskiner, carriers, golfbilar mm.

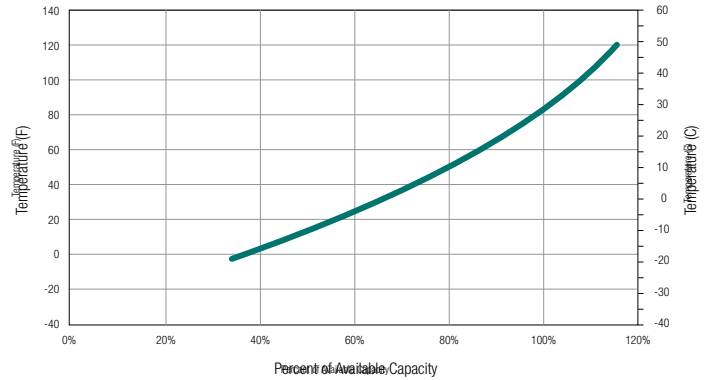
TEKNISK DATA

| | |
|-------------------------|---------------|
| Art.nr | |
| Art.nr (gammalt) | T105-AES |
| Spänning | 6 V |
| Kap. C5 | 171.0 Ah |
| Kap. C20 | 217.0 Ah |
| Längd Bas | 261.0 mm |
| Längd Tot | 262.0 mm |
| Bredd Bas | 177.0 mm |
| Bredd Tot | 179.0 mm |
| Höjd Kapsling | 259.0 mm |
| Höjd Tot | 273.0 mm |
| Vikt | 32.0 kg |
| Rekommenderad laddström | 15-30 A |
| Poltyp | M8 |
| Åtdragningsmoment pol | 10-11 Nm |
| Antal cykler | 1200 DOD 100% |

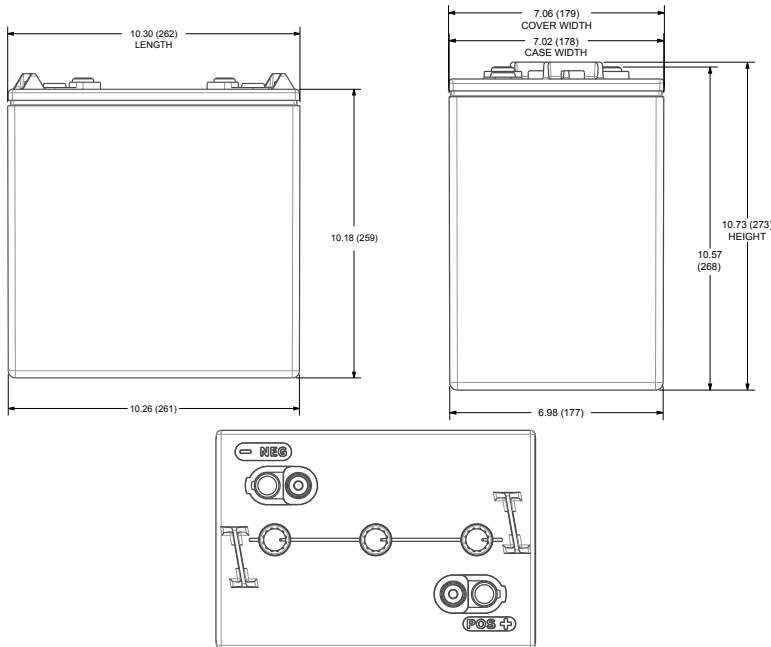
TROJAN T105-AES PERFORMANCE



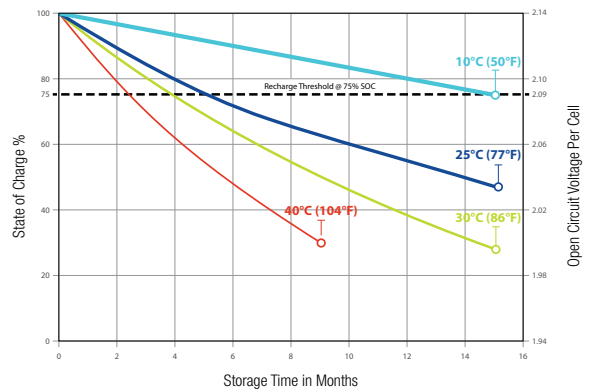
PERCENT CAPACITY VS. TEMPERATURE



BATTERY DIMENSIONS (shown with M8)



SELF DISCHARGE VS. TIME^H



TERMINAL TYPE^G

| 15 | M8 | M8 |
|----|----|--|
| | | <p>Battery Height with Terminal in Inches (mm) 10.57 (268)</p> <p>Torque Values in-lb (Nm) Bolt: 85 – 90 (10 – 11)</p> |
| 15 | M8 | M8 WITH LT ADAPTER (ADAPTER PROVIDED BUT NOT INSTALLED) |
| | | <p>Battery Height with Terminal in Inches (mm) 12.07 (307)</p> <p>Torque Values in-lb (Nm) Connection to M8: 85 – 90 (10 – 11) Connection to LT: 65 – 75 (7.5 – 8.5)</p> <p>Bolt Size M8 x 1.25</p> |

| 15 | M8 | M8 WITH AP ADAPTER (ADAPTER PROVIDED BUT NOT INSTALLED) |
|----|----|--|
| | | <p>Battery Height with Terminal in Inches (mm) 11.41 (290)</p> <p>Torque Values in-lb (Nm) Connection to M8: 85 – 90 (10 – 11) Connection to AP: 50 – 70 (6 – 8)</p> |

A. The number of minutes a battery can deliver when discharged at a constant rate at 80°F (27°C) and maintain a voltage above 1.75 V/cell. Capacities are based on peak performance.
 B. The amount of amp-hours (Ah) a battery can deliver when discharged at a constant rate at 80°F (27°C) and maintain a voltage above 1.75 V/cell. Capacities are based on peak performance.
 C. Dimensions may vary depending on type of handle or terminal. Batteries should be mounted with 0.5 inches (12.7 mm) spacing minimum.
 D. C.C.A. (Cold Cranking Amps) - the discharge load in amperes which a new, fully charged battery can maintain for 30 seconds at 0°F (-18°C) at a voltage above 1.2 V/cell.

E. C.A. (Cranking Amps) - the discharge load in amperes which a new, fully charged battery can maintain for 30 seconds at 32°F (0°C) at a voltage above 1.2 V/cell. This is sometimes referred to as marine cranking amps @ 32°F or M.C.A. @ 32°F.
 F. Height taken from bottom of the battery to the highest point on the battery. Heights may vary depending on type of terminal.
 G. Terminal images are representative only.
 H. Batteries in storage should be charged when they decline to 75% State of Charge (SOC).
 I. Weight may vary.